










PRESTAN Series 2000 Manikin:

How to Power On/Remove From Demo Mode

To start the PRESTAN Professional Adult Series 2000 Manikin, a one (1) second long compression is required, at which time you will hear a beep and see the LED lights illuminate according to the table below. This will signal that the manikin is ON and ready for use.

PRESTAN Series 2000 Manikin LED Sequence Table

	Connected Mode	Disconnected Mode
Sleep Mode/No Power		
Smart Device Connected Mode <small>(Cycles in sequence left to right)</small>		n/a
1 st Full Compression, Not Connected Mode <small>(Wake mode/LED Test Mode)</small>	n/a	
CPM* < 60		
CPM* 60 – 79		
CPM* 80 – 99		
CPM* 100 – 120		
CPM* > 120		
Compressions Stopped		

*CPM = Compressions per minute
= Flashing